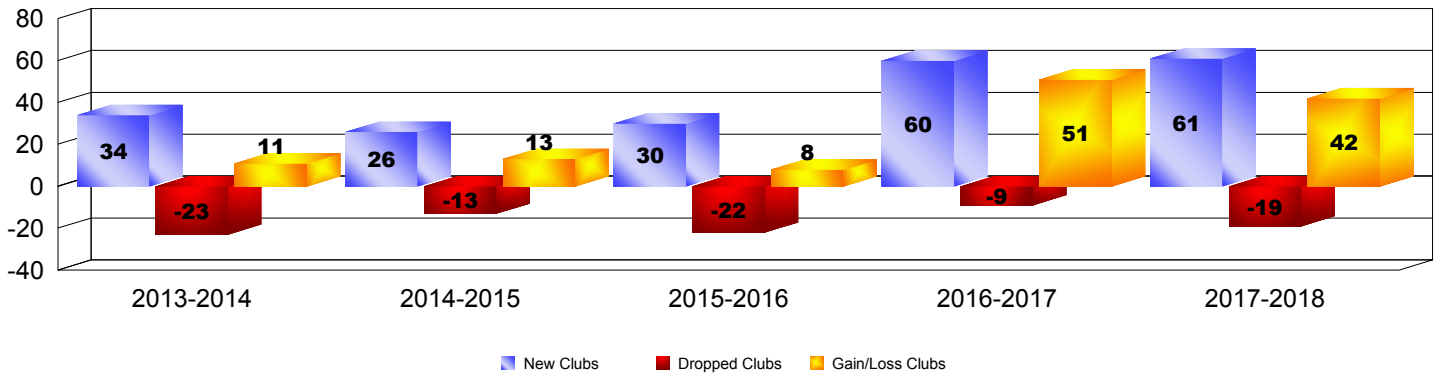
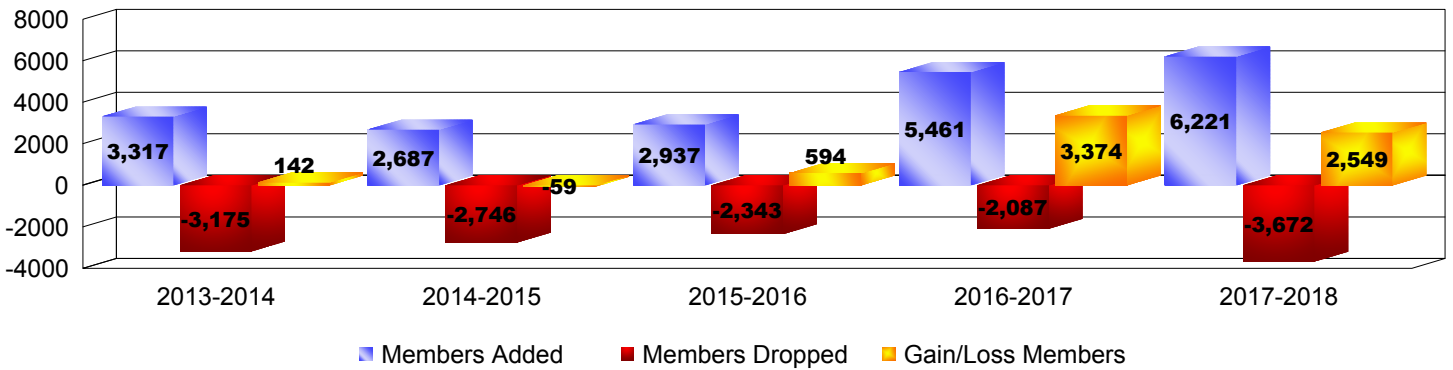


| Year | New Clubs | Dropped Clubs | Gain/Loss Clubs | New Members | Charter Members | Reinstate Members | Transfer Members | Total Member Added | Total Members Dropped | Gain/Loss Members |
|----------------|-----------|---------------|-----------------|-------------|-----------------|-------------------|------------------|--------------------|-----------------------|-------------------|
| 2013-2014 | 34 | -23 | 11 | 1738 | 1166 | 376 | 37 | 3317 | -3175 | 142 |
| 2014-2015 | 26 | -13 | 13 | 1494 | 923 | 246 | 24 | 2687 | -2746 | -59 |
| 2015-2016 | 30 | -22 | 8 | 1810 | 938 | 167 | 22 | 2937 | -2343 | 594 |
| 2016-2017 | 60 | -9 | 51 | 3502 | 1669 | 239 | 51 | 5461 | -2087 | 3374 |
| 2017-2018 | 61 | -19 | 42 | 4005 | 1787 | 402 | 27 | 6221 | -3672 | 2549 |
| Average | 42 | -17 | 25 | 2510 | 1297 | 286 | 32 | 4125 | -2805 | 1320 |

Clubs




Members



Membership Composition

June 2018 Cumulative



Gender Comparison

June 2018 Cumulative

